


Ministry of science and high education RF Ulyanovsk State University	Form	
F-Educational plan of the discipline		



APPROVED BY
by the decision of the Academic Council of the USU
Institute of Medicine, Ecology and Physical Culture
17.05. 2023 Record No. 9/250_____

Chairman Midlenko V.I. _____
(Signature, Name)

« 17 » May 2023.

EDUCATIONAL PLAN

Discipline	Dermatovenerology
Faculty	Medical faculty of T.Z. Biktimirov
Name of department	Skin-venereal and infectious diseases
Course	IV

Direction (specialty) 31.05.01 General medicine

the code of the direction (specialty), full name

Orientation (profile/specialty) not provided

full name

Form of training _____ full-time _____

full-time, part-time, part-time (specify only those that are being implemented)

Date of introduction into the academic process at Ulyanovsk State University

« 1 » 09 2023__

Revised at the Department meeting, Record No. 10 of 22 « 05 » 2024




Revised at the Department meeting, Record No. _____ of _____ « _____ » 20


Revised at the Department meeting, Record No. _____ of _____ « _____ » 20

Revised at the Department meeting, Record No. _____ of _____ « _____ » 20

Information about the authors:

Initials	Abbreviation of the department	Degree, scientific rank
Nesterov Alexey Sergeevich	Of skin venereal and infectious diseases	PhD, professor
Gumayunova_Natalia Gennadievna	Of skin venereal and infectious diseases	Docent

Agreed	Agreed
Head of department, developing discipline	Head of the graduating Department
 / <u>A.S. Nesterov</u> / Signature Full name	 / <u>Vize-Khripunova M .A.</u> / Signature Full name
 / <u>N.G. Gumayunova</u> / Signature Full name	
« <u>28</u> » <u>04</u> 2023__y.	« <u>28</u> » <u>04</u> 2023__y.

Ministry of science and high education RF Ulyanovsk State University	Form	
F-Educational plan of the discipline		

1. OBJECTIVES AND AIM OF

The purpose of mastering the discipline: formation of general professional (GPC) and professional (PC) competencies among students on the general principles of diagnosis and treatment of the most common skin diseases and sexually transmitted infections.

Tasks of mastering the discipline:


- provide information of the most common skin diseases and sexually transmitted infections;
- mastering basic methods of clinical and laboratory examination to skin diseases and sexually transmitted infections;
- the acquisition of practical skills necessary for recognizing skin diseases and sexually transmitted infections
- familiarity with preventive measures to prevent the spread of infectious skin and sexually transmitted diseases;
- acquisition of the necessary information on issues of labor examination and rehabilitation in dermatovenerology.

2. PLACE OF THE SUBJECT IN THE STRUCTURE OF GEP:

Discipline «Dermatology» refers to the basic part of the professional block of disciplines (B1.B.21) GEP HE of speciality «General medicine».

To study the discipline, knowledge, skills and abilities are required, formed by the preceding disciplines: «Bioethics», «Biology», «Anatomy», «Histology, Embryology, Cytology»; «Biochemistry», «Psychology and Pedagogy», «Philosophy», «Normal Physiology», «Microbiology, Virology»; «Internal Medicine Propedeutics», «History», «General Surgery. Introduction to the specialty», «Pharmacology», «Pathological anatomy», «Pathophysiology, clinical pathophysiology», «Hygiene», «Topographic Anatomy and Operative Surgery», «Public Health and Health Care», «Dentistry», «Neurology, Medical Genetics, Neurosurgery», «History of Medicine», «Otorhinolaryngology», «Pediatrics», «Faculty Surgery», «Obstetrics and Gynecology», «Faculty Therapy», «Foreign Language (Russian)», «Physics, mathematics», «Life Safety», «Neuroanatomy», «Embryonic development of body tissues», «Physiology of the visceral systems», «Russian language and culture of speech», «Immunology», «Informatics (medical)», «Physical culture and sports», «Latin language», «Chemistry», «Preparation for clinical practice», «Medical rehabilitation», «Psychology and pedagogy of medical practice», «Dialogue between a doctor and patients (diseases of the cardiovascular system)», «Urology and andrology», «Dialogue between a doctor and a patient (diseases of the gastrointestinal path)», «Fundamentals of scientific style and speech», «Dialogue between a doctor and a patient (diseases of the excretory system)», «Extreme medicine», «Fundamentals of rational nutrition», «Dialogue between a doctor and a patient (diseases of the hepatobiliary system)», «Modern medical information systems», «Dialogue between a doctor and a patient (diseases of the respiratory system)», «Nanotechnology in medicine», «Elective courses in physical culture and sports», «Practice in obtaining primary professional skills and skills, including primary skills and research skills (Care for therapeutic and surgical patients)», «Clinical practice (Care for medical and surgical patients)», «Project activities», «Assistant nursing staff», «Assistant ward Nurse Assistant», «Procedural Nurse Assistant (Part 1)», «Procedure Nurse Assistant (Part 2)», «Biopsychosocial Approach to Medical Rehabilitation»,

The study of the discipline «Dermatovenerology» allows students to obtain the necessary knowledge, skills and abilities in the development of the following disciplines: «Disaster


Ministry of science and high education RF Ulyanovsk State University	Form	
F-Educational plan of the discipline		

Medicine», «Neurology, Medical Genetics, Neurosurgery», «Pediatrics», «Faculty Surgery», «Obstetrics and Gynecology», «Faculty Therapy», «Ophthalmology», «Occupational Diseases», «Psychiatry, Medical Psychology», «Endocrinology», «Hospital therapy», «Infectious diseases», «Traumatology, orthopedics»; «Polyclinic therapy», «Hospital surgery, pediatric surgery», «Anesthesiology, resuscitation and intensive therapy», «Phthisiology», «Epidemiology», «Clinical pharmacology», «Forensic medicine», «Oncology, radiation therapy», «Radiation diagnostics», «Clinical psychology», «Annotation and abstracting of special medical texts (diseases of the hepatobiliary system)», « annotation and abstracting of special medical texts (diseases of the endocrine system)», «Topical issues of internal medicine», «annotation and abstracting of special medical texts (diseases of the cardiovascular system)», «Urology and andrology» «Annotation and abstraction of special medical texts (diseases of the urinary organs)», «Surgical gastroenterology and endoscopy», «Palliative medicine», «Note-taking of special medical texts (diseases of the endocrine system)», «Marketing in healthcare», « Taking notes of special medical texts (diseases of the urinary tract)», «Diabetology and emergency endocrinology», «Organization of drug supply», «Note-taking of special medical texts (diseases of the respiratory system)», «Clinical electrocardiography», «quality management of medical care», «Clinical practice (assistant hospital doctor)», «Practice for obtaining professional skills and professional experience (assistant to a polyclinic doctor)», «Preparation for passing and passing the state exam», «Practical Application of the International Classification of Functioning in Rehabilitation for Various Pathologies».

3. LIST OF EXPECTED RESULTS OF INSTRUCTION ON THE SUBJECT (UNIT), CORELATED WITH PLANNED RESULTS OF COMPLETING THE PROGRAM

The study of the subject « Dermatovenerology » within the completion of the educational program is directed towards the formation of the following general and professional competences in students: GPC-7, PC-2, PC-3.

Code and name of the general professional competence	Code and name of the indicator of achievement of general professional competence
GPC-7 Ability prescribe treatment and monitor its effectiveness and safety	Know: the main groups of drugs prescribed for diseases of the skin, mucous membranes and sexually transmitted infections. Clinical and pharmacological characteristics of the main groups of drugs and the rational choice of specific drugs in the treatment of skin and sexually transmitted infections. To be able to: develop a treatment plan for the patient, taking into account the course of the disease, select and prescribe drug therapy, use methods of non-drug treatment, and carry out rehabilitation measures. Introduce medical documentation of various nature in medical organizations. Own: estimates of the state of health of the population in various age and gender groups. Algorithm for making a preliminary diagnosis with a subsequent referral to an additional examination to specialist doctors. An algorithm for setting a detailed clinical diagnosis. Interpretation of the results of laboratory, instrumental diagnostic methods
PC-2	Know: the main clinical manifestations of diseases of the

Ministry of science and high education RF Ulyanovsk State University	Form	
F-Educational plan of the discipline		


Willingness to collect and analyze the patient's complaints, his medical history, examination results, laboratory, instrumental, pathological and anatomical and other studies in order to recognize the state or establish the presence or absence of a disease	skin and subcutaneous tissue, especially their diagnosis and observation. Modern methods of clinical, laboratory and instrumental diagnostics of patients with dermatovenereological profile. To be able to: take an anamnesis, conduct a survey of the patient and his relatives, conduct a physical examination of a patient of various ages. Formulate a clinical diagnosis. Own: interpretation take an anamnesis, conduct a survey of the patient and his relatives, conduct a physical examination of a patient of various ages. Formulate a clinical diagnosis of the results of laboratory, instrumental diagnostic methods. Practical skills in conducting and evaluating special studies and samples used in dermatovenerology.
PC-3 Ability to determine the management tactics of patients with various nosological forms	Know: modern methods of clinical, laboratory and instrumental diagnostics of patients with dermatovenereological profile. To be able to: develop a treatment plan for a patient with a dermatovenerological profile, select and prescribe drug therapy. Outline the amount of additional research to clarify the diagnosis. Own: interpretation of the results of laboratory, instrumental diagnostic methods.

4. Volume of the subject

4.1. Volume of the subject in credit points (total): 3 credit points

4.2. On types of academic workload (in hours): 108

Type of academic work	Number of hours (form of education)		
	Total according to the plan	Including on semesters	
		№ semester 7	№ semester 8
1	2	3	4
Work of students with a teacher	72	-	72
Classes:			
lectures	18	-	18
practical classes and seminars	54	-	54
lab classes (practical lessons)	-	-	-
Self-study work	36	-	36
Concurrent control (number and type: a test, a colloquium, a report)	Oral questioning, problem solving, test control	-	Oral questioning, problem solving, test control
Course paper	-	-	-
Types of intermediate attestation (examination, test)	credit	-	credit
Total number of hours on the	108	-	108

Ministry of science and high education RF Ulyanovsk State University	Form	
F-Educational plan of the discipline		


subject			
---------	--	--	--

4.3. Contents of the discipline (module). Distribution of hours on themes and kinds


of study: Number of hours –h

The form of training: full time

	Name of sections and themes	Total	Activity format					Form of current control
			Classroom studies			Interac tive classes	Self - stu dy wo rk	
			lect.	pract.c l.	Laborato ry work			
1	2	3	4	5	6	7	8	
Section 1. General issues of dermatovenereology								
	Topic 1. The technique of examination of the patient dermatological profile. The structure of the skin. Morphological elements of the rash.	8	2	6		2		Oral survey, problem solving, test the control
Section 2. Diseases of the skin and mucous membranes								
	Topic 1. Pyoderma. Scabies. Pediculosis. Clinical manifestations, principles of treatment and prophylaxis	12	2	6		2	4	Oral survey, problem solving, test the control, work with patients
	Theme 2. Seborrhea, vulgar and rosacea	6	2				4	Problem solving, test the control

Ministry of science and high education RF Ulyanovsk State University	Form	
F-Educational plan of the discipline		

	Topic 3. Fungal diseases of the skin and mucous membranes. Clinic, principles of therapy	12	2	6			4	Oral survey, problem solving, test the control
	Theme 4. Psoriasis. Red flat lichen. Rose-like lichen. Clinic, principles of therapy	12	2	6			4	Oral survey, problem solving, test the control
	Theme 5. Bubble dermatoses. Clinical manifestations. Principles of treatment	6	2				4	Problem solving, test the control
	Topic 6. Dermatitis. Toxicoderma. Eczema. Neurodermatosis. Clinic, principles of therapy	12	2	6			4	Oral survey, problem solving, test the control
	Topic 7. Viral skin diseases. Clinical manifestations. Therapies	10		6			4	Oral survey, problem solving, test the control
Section 3. Sexually Transmitted Infections								
	Theme 1. The causative agent of	12	2	6		2	4	Oral survey, problem solving,

Ministry of science and high education RF Ulyanovsk State University	Form	
F-Educational plan of the discipline		

	syphilis. Laboratory diagnostics. Clinic of the primary and secondary period of syphilis							test the control
	Theme 2. Tertiary and congenital syphilis. Clinical signs, diagnosis. Treatment and prevention of syphilis	6		6				Oral survey, problem solving, test the control
	Theme 3. Gonorrhoea. Non-gonorrhoeal urethritis	12	2	6			4	Oral survey, problem solving, test the control
	Total	108	18	54		6	36	


If it is necessary to use partially or exclusively distance learning technologies in the educational process, it should be noted that the total number of hours (c.u.) set by the Department of discipline/specialty for each discipline/practice remains unchanged and is implemented in full. In this case, in the corresponding section of the educational program the total number of hours of work with students in accordance with the educational plan is allocated and the number of hours for conducting classes in a remote format using e-learning (online courses, lectures and seminars in videoconference mode, virtual practical classes, laboratory work in the form of virtual analogues, calculation and graphic works, individual tasks in the electronic information and educational environment, etc.) Training and industrial practice for all areas of discipline/specialties of all forms of training can be partially or fully implemented in a remote format.

5. COURSE CONTENT

Section 1. General issues of dermatovenerology

Topic 1. Methodology for examining a patient with a dermatological profile. The structure of the skin. Morphological elements of the rash.

Dermatology as an independent clinical discipline. Its subject, tasks, methods. The structure of the epidermis, dermis and subcutaneous fat. Blood supply, innervation, skin

Ministry of science and high education RF Ulyanovsk State University	Form	
F-Educational plan of the discipline		

pigments. The structure of the mucous membrane and the red border of the lips. Appendages of the skin. Skin functions. The concept of a rash. Morphological elements of the rash (primary, secondary). The role of exogenous, endogenous and social factors in the onset and development of dermatoses. The role of genetic factors, pathology of the nervous system, immunological disorders, diseases of internal organs in the pathogenesis of dermatoses. Methodology for the examination of patients with a dermatological profile. Questions of deontology.

Section 2. Diseases of the skin and mucous membranes

Topic 1. Pyoderma. Scabies. Pediculosis. Clinical manifestations, principles of treatment and prophylaxis.

Pyoderma. Definition Prevalence. Etiology (pathogens, their morphology, virulence factors, antigenic properties). Exogenous and endogenous factors predisposing to pyoderma. Classification of itch moves. Symptoms of Cesari, Ardi, Gorchakov, Michaelis. Clinical forms. Laboratory diagnostics. Treatment methods. Healing control. Pro-Prevention.

Pediculosis (lice). Etiology (head, body and pubic lice). Ways of infection. Clinic. Diagnostics. Treatment. Prevention

Theme 2. Seborrhea, vulgar and rosacea.

Seborrhea. Etiology and pathogenesis of seborrhea. Clinic of seborrhea? Treatment of seborrhea. Seborrheic dermatitis. Etiology and pathogenesis of seborrheic dermatitis. Treatment of seborrheic dermatitis.

Acne vulgaris (akne). Acne classification. Etiology and pathogenesis of acne. The clinical picture of acne. Acne treatment

Rosacea. Etiology, mechanisms of development, clinic various stages, the role of the mite Demodex, rinofima. M Methods for early prospect of prevention and treatment.

Theme 3. Fungal diseases of the skin and mucous membranes. Clinic, principles of therapy.

Pathogens of fungal diseases: prevalence, morphology, biological properties of pathogens, the concept of mycelium and pseudomycelia, reproduction, parasitic activity, vitality. The importance of pathogen fungi, macroorganism, and environmental conditions in the incidence.

Epidemiology: sources and routes of infection, contagiousness, seasonality. Clinical and epidemiological classification. Clinical characteristics of nosological forms (pityriasis versicolor, epidermophytosis, rubromycosis, superficial candidiasis).

Trichomycosis: trichophytosis, microsporia – features of clinical manifestations, ways of infection. Damage to the scalp and smooth skin. Onychomycosis. Mikids. The role of sensitization in their occurrence. Laboratory diagnostic methods. Treatment according to the form of the disease. Cure criterion. Clinical examination. Prevention


Theme 4. Psoriasis. Lichen planus. Pink lichen. Clinic, principles of therapy.

Psoriasis (scaly lichen) – as a medical and social problem. Etiopathogenesis. Theories of psoriasis, the role of genetic factors in the development of psoriatic disease, types of inheritance of psoriasis. The nature of the course of psoriasis depending on the genetic type. Pathological signs of the lesion of the skin in psoriasis. Pathomorphology. Clinical form. Isomorphic reaction (Kebner's symptom). Psoriatic triad (Auspitz).

Atypical forms, nail and joint damage, disability in psoriasis. Treatment of psoriasis at the present stage: external therapy, immunosuppressive therapy, PUVA therapy, biological therapy.

Lichen planus. Etiopathogenesis. Clinic of typical and atypical forms. Subjective symptoms of dermatosis, variants of the disease. Variants of manifestations of the disease on the oral mucosa. Principles of diagnosis and treatment of patients.

Pityriasis rosea (Gibert's disease). Etiology, pathogenesis. The stages and nature of the disease, the duration of the disease, the role of trigger factors. Method of treatment.

Ministry of science and high education RF Ulyanovsk State University	Form	
F-Educational plan of the discipline		

Subject 5. Cystic dermatoses. Clinical implications. Principle of treatment.

Classification of cystic dermatoses. True (acantholytic pemphigus). Pathogenesis. Clinical forms: vulgar, vegetative, seborrheic, leaf-shaped. Special-the news of the defeat mucous membranes. Symptoms of Nikolsky, Asbo-Hansen, pear. Pathomorphology (acantholysis). Laboratory diagnostics: taking smears of fingerprints on acantholytic cells from the skin and oral mucosa, their characteristics; histological and immunofluorescence methods. Principle of treatment. External therapy.

Lever's bullous pemphigoid. Principles of external and General therapy. Rules of appointment of glucocorticoid therapy. Physiotherapeutic methods of treatment. Consultations of oncologists. Examination of working capacity.

During'sherpetiform dermatosis. Theories of etiopathogenesis. Clinic. Diagnosis: test of Ellassona, the analysis of the content of bubbles in eosinophils, immunofluorescence method. Prophylactic medical examination. Principles of therapy.

Topic 6. Dermatitis Toxicoderma. Eczemas. Atopic dermatitis (Neurodermatosis). Clinic, principles of therapy.

Definition and classification of dermatitis. Obligate and facultative stimuli. Classification of irritants and allergens by ADO. Sensitization: mono-, polyvalent, group. Idiosyncrasy. Types and stages of allergic reactions. The role of skin samples in diagnosis.

Clinical characteristics of simple and allergic contact dermatitis, their differential diagnosis. Pathomimia. Treatment. Prevention. First aid.

Toxicoderma. Definition. Features of pathogenesis and clinic. Fixed erythema. Iodine, bromide eels. Lyell's syndrome. Treatment and prevention.

Eczemas. Definition. Etiology. Pathogenesis. The role of exogenous and endogenous factors. Classification of eczema. Stages of the course of the eczematous process. Clinical characterization of individual forms (true, microbial, seborrheic, pediatric), their differential diagnosis. Principles of General and local therapy. Prophylactic medical examination. The role of professional factors in the occurrence and course of dermatitis and eczema.

Skin itch. Urticaria. Prurigo. Atopic dermatitis (neurodermatitis). Skin itching as a disease. Causes. Species (primary, secondary, restricted, diffuse). Methods of diagnosis verification. Principles of therapy. Etiology and pathogenesis of atopic dermatitis (neurodermatitis). The concept of "atopy". Clinical characteristics of limited and diffuse atopic dermatitis in children and adolescents. Differential diagnostics. Treatment of atopic dermatitis and preventive measures, diet therapy, creation of hypoallergenic environment.

Prurigo. Clinical characteristics of different forms (children, adults, nodules). Differential diagnosis. Treatment and preventive measures.

Urticaria. Reasons. Pathogenesis. Clinical varieties (acute, chronic relapsing, persistent papular, from physical factors-heat, cold, salt, artificial). Quincke's Edema. Emergency. Treatment of urticaria, desensitization.

Theme 7. Viral diseases of the skin. Clinical implications. Methods of therapy.


Classification. Etiology (herpes simplex virus-HSV-I, II), source of infection, transmission pathways. Manifestations on the skin and mucous membranes. Herpes simplex therapy (relapse treatment, anti-relapse therapy).

Herpes zoster. Etiology, transmission pathways, clinical picture (localized, common and generalized forms), atypical forms. Herpes zoster therapy.

Papillomavirus infection. Clinical characteristics of warts: common, flat (juvenile), plantar, genital warts and contagious mollusc-etiology, pathogenesis, diagnosis, oncogenicity of HPV, treatment and prevention.

Section 3. Sexually transmitted infections

Theme 1. The causative agent of syphilis. Laboratory diagnostics. Clinic of primary and

Ministry of science and high education RF Ulyanovsk State University	Form	
F-Educational plan of the discipline		

secondary period syphilis.

Venereology – its subject, tasks and methods. Morbidity. Modern classification of sexually transmitted infections, classic venereal diseases, diseases with predominant lesions of the genitourinary organs, diseases with predominant lesions of the internal organs. Social aspects of sexually transmitted diseases. The importance of venereal diseases in the formation of the "entrance gate" in HIV infection. Ways and conditions of STI infection. Pale Treponema: morphology, electron microscopic structure, forms of survival, experience outside the host. Conditions and ways of infection. The concept of the source of infection and contacts. Confrontation. Immunity. Classification of syphilis. Incubation period. The factors influencing its duration. Methods of laboratory diagnostics: bacterioscopic, serological-microregion. False-positive reactions.

Syphilis primary. Duration. Clinical manifestations. The typical characteristics of the chancre, and its variations, atypical forms and complications. Especially-STI current at the present stage.

Secondary syphilis of skin and mucous membranes. Duration. General characteristics of secondary syphilis. Clinical characteristics of spotted, papular, pustular, vesicular syphilis. Syphilitic leukoderma, alopecia. The lesions of the mucous membranes. Syphilis hidden early and late. Features of the current at the present stage.

Theme 2. Tertiary and congenital syphilis. Clinical signs, diagnosis. Treatment and prophylaxis of syphilis.

Tertiary syphilis: active (tubercular and gummous) and latent. Causes of ignition. Clinical characteristics of manifestations. Papulose syphilides, and of gummy syphilides. Their complications and outcome. The lesions of the mucous membranes. Lesions of bones, joints, internal organs, nervous system. Serological test. Trial treatment, its importance in diagnosis.

Congenital syphilis. Definition. Ways of transmission of infection to offspring. Statistics, social significance, success in the fight against congenital syphilis. Classification. Syphilis of the fetus. Early congenital syphilis: syphilis of infancy (appearance of the child, syphilitic pemphigus of newborns, diffuse papular infiltration of Hochsinger, syphilitic rhinitis, osteochondrites, parropseudoparalysis, periostitis) and early childhood. Late congenital syphilis (unconditional – the triad of Hutchinson, probable signs of degeneration). Diagnostics. Serological test.

Treatment of syphilis. Drugs used in the treatment of syphilis. Methods of treatment of syphilis. Criteria of cure and indications for deregistration, seroresistance. Prognosis in syphilis. Prevention of syphilis. Organization of fight against syphilis.

Theme 3.

Gonorrhea. Urethritis of non-gonorrhea etiology.

The incidence of urogenital infections in the population. Pathogens of gonorrhea and non-gonococcal urethritis (chlamydia, Mycoplasma infection, ureaplasmosis, trichomoniasis and bacterial vaginosis): morphology, forms of survival.


Experience outside the host organism. Pathogenesis: pathways of infection, immunity. Sources, conditions, ways of transmission of infections. Incubation period.

Classification. Clinical characteristics. Complications. Laboratory diagnostics. Principle of treatment. Prevention.

Topical diagnosis. Diagnostic method. Principles of General and local therapy. Criteria of cure. Individual and public prevention.

6. TOPICS OF PRACTICAL CLASSES AND SEMINARS (FOR DISCUSSING AND SELF-PREPARING OF STUDENTS)

Section 1. General Dermatology Issues

Ministry of science and high education RF Ulyanovsk State University	Form	
F-Educational plan of the discipline		

Topic 1 Methods of examination of the patient dermatological profile. The structure of the skin. Morphological elements of the rash (practical lesson).

Questions to the topic:

1. Dermatology as an independent clinical discipline.
2. Its subject, tasks, methods.
3. The structure of the mucous membrane and the red border of the lips.
4. Skin appendages-sweat, sebaceous glands, nails, their structure, typical diseases.
5. Skin function.
6. The concept of rash-primary and secondary morphological elements of rashes.
7. The role of exogenous, endogenous and social factors in the occurrence and development of dermatoses.
8. Methods of examination of patients with skin and venereal diseases.
9. Questions of deontology (for self-study)

Section 2. Diseases of the skin and mucous membranes

Theme 1. Pyoderma. Scabies. Pediculosis. Clinical manifestations, principles of treatment and prophylaxis (practical lesson).

Questions to the topic:


1. Pyoderma-definition, prevalence.
2. Etiology (pathogens, their morphology, virulence factors, antigenic properties).
3. Clinical varieties of pyoderma, their characteristics.
4. Principles of General and local therapy.
5. Public and individual prevention.
6. Scabies. Morbidity. Reasons for its growth.
7. The morphology of the pathogen life cycle. Diurnal rhythm of activity, experience outside the host, daily and total fertility, dispersal on the skin of the host.
8. Ways and conditions of infections. The concept of "foci". Contingent of patients.
9. Clinical manifestations of scabies. Classification of scabies. Symptoms: Cesari, Ardi, Gorchakov, Michaelis. Clinical form.
10. Laboratory diagnostics. Method of treatment. Control of cure. Prevention.
11. Pediculosis. Clinic of various forms. Prevention. Diagnostics. Treatment (for self-study).

Theme 2. Fungal diseases of the skin and mucous membranes. Clinic, principles of therapy (practical lesson).

Questions to the topic:

1. Pathogens of fungal diseases: prevalence, morphology, biological properties of pathogens, the concept of mycelia and pseudomycelia, reproduction, parasitic activity, viability.
2. The value of fungi pathogens, microorganism and environmental conditions in the patients-of-interest.
3. Epidemiology: sources and ways of infection, contagiousness, seasonality.
4. Clinical and epidemiological classification.
5. The clinical characteristic of nosological forms (pityriasis versicolor, epidermia-ment, rubromikoz, candidiasis).
6. Trichomycosis: trichophytosis, microsporia-features of clinical manifestations, pathways of infection. Lesions of the scalp and smooth skin.
7. Onychomycosises. Mikey. The role of sensitization in their occurrence.
8. Methods of laboratory diagnostics. Treatment taking into account the form of the disease. The criterion of cure. Prevention.

Theme 3. Psoriasis. Lichen planus. Pink lichen. Clinic, principles of therapy (practical lesson).

Ministry of science and high education RF Ulyanovsk State University	Form	
F-Educational plan of the discipline		

Questions to the topic:

1. The incidence of psoriasis, lichen planus and pink in the population.
2. Theories of etiopathogenesis, clinical forms.
3. The Auspitz triad in the diagnosis of psoriasis. Isomorphic Kebner reaction, a symptom of "bald skin" and "fern leaves".
4. Classification of psoriasis and lichen planus.
5. Atypical forms of the disease, loss of nails and joints, mucous membranes. Treatment.

Theme 4. Dermatitis. Toxicoderma. Eczemas. Atopic dermatitis (Neurodermatosis). Clinic, principles of therapy (practical lesson).

Questions to the topic:

1. Definition and classification of dermatitis. Obligate and facultative stimuli. Classification of stimuli and actual length by A. D. ADO. Sensitization: mono-, polyvalent, group. Parallely. Idiosyncrasy. Types and stages of allergic reactions. The role of skin samples in the diagnosis (for self-study).
2. Clinical characteristics of simple and allergic contact dermatitis, their differential diagnosis. Miliaria. Pathomimia. Treatment. Prevention. First aid. Secondary prevention.
3. Toxicoderma. Definition. Features of pathogenesis and clinic.
4. Fixed erythema. Iodine, bromide eels. Iyell syndrome. Treatment and prophylaxis.
5. Eczema. Definition. Etiology. Pathogenesis. The role of exogenous and endogenous factors.
6. Classification of eczema. Stages of the eczematous process. Clinical characteristics of specific forms (true, microbial, seborrheic, pediatric, professional), their differential diagnosis.
7. Principles of General and local therapy of eczema. Prophylactic medical examination.
8. The concept of neurodermatosis, skin itching as a disease.
9. Diagnostic criteria of atopy, clinic, age periodization of atopic dermatitis. Treatment. Prevention.

Theme 5. Viral diseases of the skin. Clinical implications. Methods of therapy (practical lesson).

Questions to the topic:


1. Herpes simplex. Etiology. Epidemiology of the disease. The frequency of occurrence in the population.
2. Herpes zoster. Etiology. Epidemiology of the disease. Frequency of occurrence.
3. Typical and atypical clinical forms of herpes infection.
4. Warts (vulgar, flat, plantar). Etiology, pathways of infection, clinical manifestations.
5. Genital warts, a contagious mollusk. Etiology, epidemiology. Peculiarities of persistence of pathogens. Clinical implications. Method of treatment.

Section 3. Sexually transmitted infections

Theme 1. The causative agent of syphilis. Laboratory diagnostics. Clinic of primary and secondary period of syphilis (practical lesson).

Questions to the topic:

1. Methods of examination of the patient with venereal disease.
2. Venereology – its subject, tasks and methods. Morbidity. The main stages of development of venereology.
3. Modern classification of sexually transmitted diseases, classic venereal diseases, diseases with predominant lesions of the genitourinary organs, diseases with predominant lesions of the internal organs.
4. Social aspects of sexually transmitted diseases. Deontology in venereology.
5. Causative agent of syphilis (Pale Treponema): morphology, electron microscopic structure, antigenic structure, reproduction, forms of survival (L-forms, cysts, limembrane phagosomes),

Ministry of science and high education RF Ulyanovsk State University	Form	
F-Educational plan of the discipline		

- experience outside the host. Route of infection.
6. Laboratory diagnosis of syphilis.
 7. The General flow and the periods of syphilis. Classification. Incubation period. Factors affecting its duration. Methods of laboratory diagnosis: BAC-rospectically, serological – microbreccia, direct gemaglutination reaction, linked immunosorbent assay, the reaction of immobilization of pale treponema. False positive reactions.
 8. Conditions and ways of infection. The mechanism of the development of syphilitic infection. The concept of the source of infection and contacts. Confrontation. Immunity. Superinfection. Rein the infection.
 9. Syphilis primary. Duration. Clinical manifestations. Characterization of ti-is typical of the chancre and its variations, atypical forms and complications. Clinical features of regional lymphadenitis. Modern course of the disease
 10. Secondary syphilis of the skin and mucous membranes. Duration. General characteristics of secondary syphilis. Clinical characteristics of spotted (roseola towering, drain, follicular, flaky), papular (miliary, lenticular, num-mular, broad warts), pustular (impetiginous, smallpox, acne-prominent, ectima, rupiah), vesicular syphilis. Syphilitic leukoderma, alopecia.
 11. Syphilis hidden early and late. Differential diagnosis. Features of the current at the present stage.

Theme 2. Tertiary and congenital syphilis. Clinical signs, diagnosis. Treatment and prevention of syphilis (practical lesson).


Questions to the topic:

1. Tertiary syphilis: active (tubercular, gummous) and latent. The reasons for the innovation. Clinical characteristics of manifestations.
2. Papulose syphilides (grouped serpiginous, "Playground", dwarf).
3. Gummous syphilis (solitary gum, gum infiltrates, fibrous gum). Their complications and outcome. The lesions of the mucous membranes.
4. Defeat bones, joints, internal organs, nervous system. Differential diagnosis. Diagnostics.
5. Serological test. Trial treatment, its importance in diagnosis.
6. Congenital syphilis. Definition. Ways of transmission of infection to offspring. Social significance, success in the fight against congenital syphilis.
7. Classification. Syphilis of the fetus. Features of medical examination and management, delivery of pregnant women with syphilis.
8. Early congenital syphilis: syphilis of infancy (appearance of the child, syphilitic pemphigus of newborns, diffuse papular infiltration of Gohsing-RA, syphilitic rhinitis, osteochondrites, parropseudoparalysis, periostitis)and early childhood.
9. Late congenital syphilis (unconditional – the triad of Hutchinson, probable signs of degeneration). Diagnostics. Features of medical examination.
10. Treatment regimens of acquired syphilis, drugs, doses, frequency of administration and course of therapy, preventive treatment, preventive treatment of pregnant women.

Theme 3. Gonorrhea. Urethritis of non-gonorrheic etiology (practical lesson).

Questions to the topic:

1. The incidence of urogenital infections in the population. Experience outside the host's organ. Pathogenesis: pathways of infection, immunity. Sources, conditions, ways of transmission of infections.
2. Pathogens of gonorrhea and non-gonococcal urethritis (chlamydia, myco-, ureaplasmosis, trichomoniasis and bacterial vaginosis): morphology, forms of survival. Incubation period.
3. Classification of reproductive diseases. Clinical characteristics. Complications. Laboratory diagnostics. Principle of treatment. Prevention.

Ministry of science and high education RF Ulyanovsk State University	Form	
F-Educational plan of the discipline		

4. Features of the course of urogenital infections at the present stage.
5. Topical diagnosis. Methods of instrumental (two-step test, urethroscopy), laboratory (bacterioscopic, bacteriological methods), serological diagnostics.
6. The combined provocation. Principles of General and local therapy.
7. Criteria of cure. Individual and public prevention.

7. LABORATORY CLASSES


Laboratory work is not provided by the curriculum.

8. SUBJECTS OF COURSE PAPERS, TESTS, ESSAYS


This type of work is not provided by the curriculum.

9. QUESTIONS FOR EXAM ON DISCIPLINE “PROPEDEUTICS OF INTERNAL DISEASES”

1. Outstanding dermatovenerologists of the world (J. Aliber, F. Gebra, A. G. Chebnov, V. M. Tarnovsky, A. I. Pospelov, O. N. Podvysotskaya).
2. The most common dosage forms used in dermatovenerology for external therapy (lotions, powders, shaken mixtures, pastes, ointments, creams, patches, varnishes).
3. Methods of examination of the patient dermatological profile.
4. The role of dermatovenerologists in the health care system of the population.
5. The concept of rash and its types.
6. Primary morphological elements of the rash.
7. Secondary morphological elements of the rash. Their characteristic.
8. The structure of the epidermis.
9. Structure of the dermis.
10. Skin function.
11. Signs of acute and chronic inflammation of the skin.
12. Sweat glands, their functions, structure. List diseases of the sweat glands.
13. Sebaceous glands, their functions, structure. List diseases of the sebaceous glands.
14. Hair and hair follicle, their structure. List the diseases of the hair.
15. Nails, their structure. The main diseases of nails.
16. Pathomorphological changes of the epidermis (vacuole degeneration, ballooning degeneration, spongiosis, acanthosis, acantholysis, hyperkeratosis, granulosis).
17. Warts. Etiology, clinical forms, their characteristics, treatment.
18. Genital warts, differential diagnosis with broad warts, treatment, prevention.
19. Acne vulgaris. Etiology, pathogenesis, clinic, treatment, prevention.
20. True eczema. Etiology, pathogenesis, clinic, diagnosis, treatment.
21. Microbial eczema. Etiology, pathogenesis, clinical forms, their characteristics, treatment.
22. Contact allergic dermatitis. Classification of stimuli, pathogenesis, clinic, treatment.
23. Lupus erythematosus. Etiology, pathogenesis, classification, clinical features, treatment, prophylactic medical examination.
24. Lichen planus. Etiology, pathogenesis, clinic, atypical forms, treatment, prevention.
25. Atopic dermatitis (neurodermatitis). Etiology, pathogenesis, classification, the concept of atopy, clinic, treatment, medical examination.

Ministry of science and high education RF Ulyanovsk State University	Form	
F-Educational plan of the discipline		


26. Ringworm (athlete's foot and rubromikoz). Etiology, epidemiology, clinical forms, treatment, prevention.
27. Herpes simplex. Etiology, pathogenesis, clinic, treatment.
28. Shingles (herpes). Etiology, pathogenesis, clinic, treatment.
29. Streptoderma. Classification, clinical picture of various forms, treatment, prophylaxis.
30. Acne rosacea. Etiology, pathogenesis, role of Demodex mite, clinical forms, their characteristics, principles of treatment.
31. Pink lichen. Etiology, pathogenesis, clinic, treatment.
32. Scleroderma. Etiology, pathogenesis, classification, treatment, medical examination.
33. Toxicoderma. Focal and common forms. Etiology, clinic, treatment.
34. During'sherpetiform dermatitis. Etiology, pathogenesis, clinic, diagnosis, treatment.
35. Microsporia. Etiology, epidemiology, classification, clinical characteristics of lesions of the scalp and smooth skin, diagnosis, treatment, prophylaxis.
36. Candidiasis of the skin and mucous membranes. Etiology, epidemiology, pathogenesis, diagnosis, treatment, prevention.
37. Pityriasis (multicolored) versicolor. Etiology, pathogenesis, predisposing factors, clinical features, treatment, prevention.
38. Pemphigoid (pemphigus negastriinae). Etiology, pathogenesis, classification, treatment principles.
39. The concept of genodermatosis. Ichthyosis, epidermolysis bullosa. Etiology, clinic, treatment, prevention.
40. The concept of retikulosarkomatose. Etiology, pathogenesis, classification, clinical manifestations of mycosis fungoides, retikulosarkomatose skin, angioetikulez Kaposi. Principle of treatment.
41. Staphyloiderma. Classification, clinical picture of various forms, treatment, prophylaxis.
42. Psoriasis. Etiology, epidemiology, pathogenesis, seasonality, clinic, atypical forms, treatment.
43. Scabies. Etiology, epidemiology, clinic, diagnosis, treatment, prevention.
44. Pediculosis. Classification. Etiology, epidemiology, clinic, diagnosis, treatment, prevention.
45. Trichophytosis. Etiology, epidemiology, clinic, diagnosis, treatment, prevention.
46. Socio-biological aspects of the spread of sexually transmitted diseases.
47. Public and personal prevention of sexually transmitted diseases.
48. Medical and social significance of sexually transmitted infections, their clinical assessment.
49. The organization of the fight against sexually transmitted diseases.
50. Treponema pallidum, its morphologic and biological characteristics.
51. Serodiagnostics of syphilis. Clinical significance of serological reactions.
52. Primary period of syphilis. Classification, clinical manifestations, laboratory diagnosis, treatment.
53. Clinical characteristics of a typical solid chancre, its varieties, treatment.
54. Clinical characteristics of atypical forms of solid chancre, its varieties, structure.
55. Complications of primary syphiloma. Clinical characteristics, features of diagnosis, treatment.
56. Secondary period of syphilis. Classification, duration, clinical manifestations, diagnosis, treatment.
57. Tertiary syphilis. Clinical varieties, their characteristics, differential diagnosis.
58. Congenital syphilis. Ways of transmission of infection to offspring, social significance, classification, organization of struggle.
59. Syphilis of infancy, lesions of the skin, mucous membranes, bones, nervous system. Treatment, prevention.

Ministry of science and high education RF Ulyanovsk State University	Form	
F-Educational plan of the discipline		

60. Late congenital syphilis. Reliable, probable signs of dystrophy. Prevention
61. Treatment of syphilis (specific, preventive, preventive, trial). The main groups of anti-syphilitic drugs. Criterion of cure.
62. Bacterial vaginosis (Gardnerellosis). Etiology, epidemiology, clinic, treatment, prevention.
63. Gonorrhoea. The causative agent, its morphological and biological features of the disease. Classification of gonorrhoea.
64. Complications of anterior gonococcal urethritis: parurethral, periurethral, tysonitis, balanitis, balanoposthitis, letrout, morganite, their clinic and treatment.
65. Complications of posterior gonorrhoea urethritis: prostatitis (classification, clinic), orcho-epididymitis, vesiculitis, cystitis, their clinic, treatment.
66. Trichomoniasis. Etiology, epidemiology, clinic, treatment, prevention.
67. Mycoplasma infection of the genitals. Etiology, epidemiology, clinic, diagnosis, treatment, prevention.
68. Chlamydia. Etiology, epidemiology, clinic, treatment.
69. HIV infection. The causative agent, risk groups, routes of transmission, stages of a course.
70. Clinical manifestations of HIV infection on the skin. Classification of Kaposi's sarcoma. Prevention.

10. SELF-STUDY WORK OF STUDENTS

№	Name of the section / subject	Types of SSW	Total number of hours	Current control
	Section 2. Diseases of the skin and mucous membranes.	Independent work with patients. Game design	4	problem solving, test control
	Theme 1. Pyoderma. Scabies. Pediculosis. Clinical manifestations, principles of treatment and prevention	Independent work with patients. Game design	4	Oral survey, problem solving, test control
	Theme 2. Seborrhea, vulgar and pink acne	Preparation of presentations. Game design, discussions	4	problem solving, test control
	Theme 3. Fungal diseases of the skin and mucous membranes. Clinic, principles of therapy.	Independent work with patients. Discussions	4	problem solving, test control
	Theme 4. Psoriasis. Lichen planus. Pink lichen. Clinic, principles of therapy.	Independent work with patients. Discussions	4	Oral survey, problem solving, test control
	Theme 5. Cystic dermatoses. Clinical implications. Principle of treatment	Preparation of presentations. Game design	4	
	Topic6. Dermatitis. Tox and code p mission. Eczema Neuroderm and toza. Clinic, principles of therapy .	Game design, discussions	4	problem solving, test control
	Theme 7. Viral diseases of the	Independent work with	4	problem

Ministry of science and high education RF Ulyanovsk State University	Form	
F-Educational plan of the discipline		

skin. Clinical implications. Methods of therapy	patients. Discussions		solving, test control
Section 3. Sexually transmitted infections. Theme 1. The causative agent of syphilis. Laboratory diagnostics. Clinic of primary and secondary period of syphilis/	Game design, discussions.	4	problem solving, test control
Theme 2. Gonorrhoea. Urethritis of non-gonorrhoeal etiology.	Discussion, game design	4	problem solving, test control

11. EDUCATIONAL-METHODICAL AND INFORMATION SUPPORT OF DISCIPLINE

List of recommended literature

Main literature:


1. Белазарович А. А. Dermatology = Дерматология : пособие для студентов учреждений высшего образования, обучающихся по специальности 1-79 01 01 «Лечебное дело» (на англ. яз.): manual for the Faculty of International Students (English medium) /А. А. Белазарович, А. И. Новоселецкая. - Гродно: ГрГМУ, 2019. - 256 с. - ISBN 9789855951644. - Текст: электронный // ЭБС «Букап»: (сайт). – URL: <https://www.books-up.ru/ru/book/dermatology-12049929/>
2. Differential diagnostic and treatment tables i:n dermatovenerology : Teaching guide for students / A. S. Nesterov, N. G. Gumayunova, A. V. Nesterova, Stanford Moyo. Ulyanovsk : UISU, 2019. На англ. яз.; Загл. с экрана. - Электрон. текстовые дан. (1 файл : 468 КБ). ·URL: <http://lib.ulsu.ru/MegaPro/Download/MOject t/1949>. Режим доступа: ЭБС УлГУ. Текст: электронный.

Additional literature:


1. Матиевская Н. В. Tropical and parasitic diseases = Тропические и паразитарные болезни: пособие для студентов учреждений высшего образования, обучающихся по специальности 1-79 01 01 «Лечебное дело» (на англ. яз.) : manual for the Faculty of Foreign Students (in English) Н. В. Матиевская, Д. А. Жмакин. ·Гродно : ГрГМУ, 2019. - 408 с. - ISBN 9789855951279.b Текст : электронный / ЭБС «Букап» : [сайт]. - URL : <https://www.books-up.ru/ru/book/tropicaland-parasitic-diseases-12061046/>

Educational-methodical:

1. Nesterov A. S. Guidelines for students' self-guided work for the discipline «Dermatovenerology» for specialty 31.05.01 «Medical business» / A.S. Nesterov; Ulyanovsk State University. - Ulyanovsk : UISU, 2022. - 11 p. Неопубликованный ресурс; На англ. яз. - URL: <http://lib.ulsu.ru/MegaPro/Download/MOject/11559>. - Режим доступа: ЭБС УлГУ. Текст: электронный.

Ministry of science and high education RF Ulyanovsk State University	Form	
F-Educational plan of the discipline		

Agreed:

Leading specialist / Стадольникова Д.Р. /  /19.04.2023
 The position of the worker scientific library data Full name signature

c) Software:

2018 Microsoft Windows
 System «Antiplagiat.VUZ»

d) Professed data base, directory and search systems:

1. Electronic library systems:

- 1.1. IPRbooks: electronic library system: website / IP Ar Media Group of companies. - Saratov, [2023]. - URL: <http://www.iprbookshop.ru>. - Access mode: for registration. users. - Text : electronic.
- 1.2. YURAYT : electronic library system: website / LLC Electronic publisher YURAYT. - Moscow, [2023]. - URL: <https://urait.ru>. - Access mode: for registration. users. - Text : electronic.
- 1.3. Student's consultant : electronic library system: website / Poly-techresurs LLC. - Moscow, [2023]. – URL: <https://www.studentlibrary.ru/cgi-bin/mb4x>. - Access mode: for registered users. users. - Text : electronic.
- 1.4. Doctor's consultant: electronic library system: website / LLC Higher School of Organization and Management of Healthcare-Comprehensive medical consulting. - Moscow, [2023]. - URL: <https://www.rosmedlib.ru>. - Access mode: for registration. users. - Text : electronic.
- 1.5. Big medical library: electronic library system: website / LLC Bukap. - Tomsk, [2023]. – URL: <https://www.books-up.ru/ru/library/> . - Pre-stop mode: for registration. users. - Text : electronic.
- 1.6. Lan: electronic library system: website / EBS Lan LLC. - St. Petersburg, [2023]. - URL: <https://e.lanbook.com>. - Access mode: for registered users. users. - Text : electronic.
- 1.7. Znanium.com : electronic library system: website / Znanium LLC. - Moscow, [2023]. - URL: <http://znanium.com> . - Access mode : for registered users. pol-callers. - Text : electronic.

2. Consultant Plus [Electronic resource]: reference legal system. / LLC "Consultant Plus" - Electron. dan. - Moscow: Consultant Plus, [2023].


3. Databases of periodicals:

- 3.1. eLIBRARY.RU: scientific electronic library: website / Scientific Electronic Library LLC. - Moscow, [2023]. - URL: <http://elibrary.ru>. - Access mode : for authorization. users. - Text : electronic
- 3.2. "Grebennikon": electronic library / ID Grebennikov. - Moscow, [2023]. – URL: <https://id2.action-media.ru/Personal/Products>. - Access mode : for authorization. users. - Text : electronic.

4. National Electronic Library: electronic library: federal State information system: website / Ministry of Culture of the Russian Federation; RGB – - Moscow, [2023]. - URL: <https://нэб.рф>. - Access mode : for users of the scientific library. - Text : electronic.


5. Russian education: federal portal / founder of the FSAOU DPO TSRGOP and IT. - URL: <http://www.edu.ru>. - Text : electronic.

6. Electronic library of USU: module ABIS Mega-PRO / LLC "Date Express". – URL:

Ministry of science and high education RF Ulyanovsk State University	Form	
F-Educational plan of the discipline		

<http://lib.ulsu.ru/MegaPro/Web>. - Access mode : for users of the scientific library. - Text : electronic.

Agreed:

Lead engineer / Shchurenko Y.V. /  / 19.04.2023
The position of the worker of Full name signature data

IT& Telecommunication Department

12. EDUCATIONAL AND METHODOLOGICAL AND INFORMATION SUPPORT OF DISCIPLINE

Specialized training rooms of the discipline dermatovenerology have individual workplaces for students.

1. The educational premises used for the educational process are located in the hospital of the OKKVD (89 Ablukova street):

Teaching – 2.6 m x 3.3 m = 8.58 m²

Study room №1-3.6 m x 6.0 m = 20.8 m²

2. The list of the equipment for carrying out classroom occupations on discipline:

Teaching 8,58 m²

Teaching tables – 2 PCs.

Chairs – 3 PCs.

Bookcase, wardrobe, Samsung MFP (not included in the balance)

Intel Pentium IV computer

Study room N1 20.8 m²:

Student tables – 7 PCs.

Student chairs – 18 PCs.

Board YES-14 (zel.) 1012x1712

TOSHIBA laptop, Samsung projector(not included in the balance)

Study room N2 18,29 m²

Student tables - 7 PCs.

Student chairs-18 PCs.

Da-14 Board(black.) 1012x1712

A set of multimedia visual materials on various sections of the discipline, videos:

1. Multimedia Atlas «Lues»

2. Multimedia Atlas «Dermatomycoses»

3. Multimedia Atlas «Clinical Dermatology Illustrated».

13. SPECIAL CONDITIONS FOR STUDENTS WITH DISABILITIES


For persons with visual, hearing and musculoskeletal disorders, training on the discipline is not provided.


Developer 

signature position


PhD, Professor A.S. Nesterov

full name



Ministry of science and high education RF Ulyanovsk State University	Form	
F-Educational plan of the dicipline		

Developer 
 signature position

Docent N.G. Gumayunova
 full name

Ministry of science and high education RF Ulyanovsk State University	Form	
F-Educational plan of the discipline		

**LIST OF CHANGES OF
Educational plan of discipline «Dermatovenerology»
Specialty 31.05.01 – «General medicine»**

№ п/п	Content of the change or a link to the attached text of the	Full name of the head of the Department developing the discipline	Signature	Date
1	Introduction of changes to item A) Recommended Literature item 11 «Educational, methodological and information support of the discipline» with the design of Appendix 1	Nesterov A.S.		22.05.2024
2	Introduction of changes to item C) Professional databases, information and reference systems item 11 «Educational, methodological and information support of the discipline» with the design of Appendix 2	Nesterov A.S.		22.05.2024

Appendix 1


**11. EDUCATIONAL-METHODICAL AND INFORMATION SUPPORT
OF DISCIPLINE**

Main literature:

1. Белазарович А. А. Dermatology = Дерматология: пособие для студентов учреждений высшего образования, обучающихся по специальности 1-79 01 01 «Лечебное дело» [на англ. яз.]: manual for the Faculty of International Students (English medium) /А. А. Белазарович, А. И. Новоселецкая. - Гродно: ГрГМУ, 2019. - 256 с. - ISBN 9789855951644. - Текст: электронный // ЭБС "Букап": [сайт]. - URL: <https://www.books-up.ru/ru/book/dermatology-12049929/>
2. Differential diagnostic and treatment tables in dermatovenerology : Teaching guide for students / A. S. Nesterov, N. G. Gumayunova, A. V. Nesterova, Stanford Moyо. - Ulyanovsk : UISU, 2019. - На англ. яз.; Загл. с экрана. - Электрон, текстовые дан. (1 файл : 468 КБ). - URL: <http://lib.ulsu.ru/MegaPro/Download/MObject/1949>. - Режим доступа: ЭБС УлГУ. - Текст: электронный.

Additional literature:

1. Матиевская Н. В. Tropical and parasitic diseases = Тропические и паразитарные болезни : пособие для студентов учреждений высшего образования, обучающихся по специальности 1-79 01 01 «Лечебное дело» (на англ. яз.): manual for the Faculty of Foreign Students (in English)/Н. В. Матиевская, Д. А. Жмакин. - Гродно : ГрГМУ, 2019. - 408 с. - ISBN 9789855951279. - Текст : электронный // ЭБС "Букап" : [сайт]. - URL : <https://www.books-up.ru/ni/book/tronical-and-parasitic-diseases-12061046/>
2. Koshkin, S. V. Clinical Manifestations of Early Stages of Syphilis. Atlas / S. V. Koshkin, T.

Ministry of science and high education RF Ulyanovsk State University	Form	
F-Educational plan of the discipline		

V. Chermnykh. - Москва : ГЭОТАР-Медиа, 2023. - 240 с. - ISBN 978-5-9704-7395-5, DOI: [10.33029/9704-7395-5-CMESS-2023-1-240](https://doi.org/10.33029/9704-7395-5-CMESS-2023-1-240). - Электронная версия доступна на сайте ЭБС "Консультант студента": [сайт]. URL: <https://www.studentlibrary.ru/book/ISBN9785970473955.html>. - Режим доступа: по подписке. - Текст: электронный

Educational-methodical:

1. Nesterov A. S. Guidelines for students' self-guided work for the discipline «Dermatovenerology» for specialty 31.05.01 «Medical business» / A. S. Nesterov; Ulyanovsk State University. - Ulyanovsk : UISU, 2022. - 11 p. - Неопубликованный ресурс; На англ. яз. - URL: <http://lib.ulsu.ru/MegaPro/Download/MObiect/11559>. - Режим доступа: ЭБС УлГУ. - Текст: электронный.

Agreed:


Leading specialist / Стадольникова Д.Р. / 17.04.2024
 The position of the worker scientific library Full name signature data

Appendix 2

d) Professed data base, directory and search systems:

1. Electronic library systems:

- 1.1. Цифровой образовательный ресурс IPRsmart : электронно-библиотечная система : сайт / ООО Компания «Ай Пи Ар Медиа». - Саратов, [2024]. – URL: <http://www.iprbookshop.ru>. – Режим доступа: для зарегистрир. пользователей. - Текст : электронный.
 - 1.2. Образовательная платформа ЮРАЙТ : образовательный ресурс, электронная библиотека : сайт / ООО Электронное издательство «ЮРАЙТ». – Москва, [2024]. - URL: <https://urait.ru>. – Режим доступа: для зарегистрир. пользователей. - Текст : электронный.
 - 1.3. База данных «Электронная библиотека технического ВУЗа (ЭБС «Консультант студента») : электронно-библиотечная система : сайт / ООО «Политехресурс». – Москва, [2024]. – URL: <https://www.studentlibrary.ru/cgi-bin/mb4x>. – Режим доступа: для зарегистрир. пользователей. – Текст : электронный.
 - 1.4. Консультант врача. Электронная медицинская библиотека : база данных : сайт / ООО «Высшая школа организации и управления здравоохранением-Комплексный медицинский консалтинг». – Москва, [2024]. – URL: <https://www.rosmedlib.ru>. – Режим доступа: для зарегистрир. пользователей. – Текст : электронный.
 - 1.5. Большая медицинская библиотека : электронно-библиотечная система : сайт / ООО «Букап». – Томск, [2024]. – URL: <https://www.books-up.ru/ru/library/>. – Режим доступа: для зарегистрир. пользователей. – Текст : электронный.
 - 1.6. ЭБС Лань : электронно-библиотечная система : сайт / ООО ЭБС «Лань». – Санкт-Петербург, [2024]. – URL: <https://e.lanbook.com>. – Режим доступа: для зарегистрир. пользователей. – Текст : электронный.
 - 1.7. ЭБС Znanium.com : электронно-библиотечная система : сайт / ООО «Знаниум». - Москва, [2024]. - URL: <http://znanium.com>. – Режим доступа : для зарегистрир. пользователей. - Текст : электронный.
- 2. КонсультантПлюс** [Электронный ресурс]: справочная правовая система. / ООО «Консультант Плюс» - Электрон. дан. - Москва : КонсультантПлюс, [2024].

Ministry of science and high education RF Ulyanovsk State University	Form	
F-Educational plan of the discipline		


3. eLIBRARY.RU: научная электронная библиотека : сайт / ООО «Научная Электронная Библиотека». – Москва, [2024]. – URL: <http://elibrary.ru>. – Режим доступа : для авториз. пользователей. – Текст : электронный

4. Федеральная государственная информационная система «Национальная электронная библиотека» : электронная библиотека : сайт / ФГБУ РГБ. – Москва, [2024]. – URL: <https://нэб.рф>. – Режим доступа : для пользователей научной библиотеки. – Текст : электронный.

5. Российское образование : федеральный портал / учредитель ФГАУ «ФИЦТО». – URL: <http://www.edu.ru>. – Текст : электронный.

6. Электронная библиотечная система УлГУ : модуль «Электронная библиотека» АБИС Мега-ПРО / ООО «Дата Экспресс». – URL: <http://lib.ulsu.ru/MegaPro/Web>. – Режим доступа : для пользователей научной библиотеки. – Текст : электронный.

Agreed:

Lead engineer / Shchurenko Y.V. /  / 17.04.2024
The position of the worker of Full name signature data

IT& Telecommunication Department